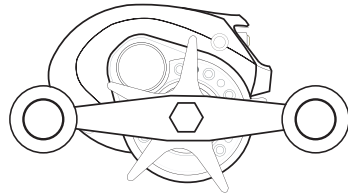


# LEW'S® SUPERDUTY WIDE SPEED SPOOL®

*SDW2S, SDW2H, SDW2SH, SDW2XH*



Speed Spool Baitcast reels are designed to be Lighter, *Faster* and **Stronger**

*Driven by innovation – Fueled with Passion*  
**Feel the Difference!**

## SUPERDUTY WIDE SPEED SPOOL®

### Reel Specifications

#### Line Capacity

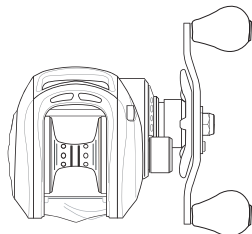
Model	Weight oz.	Gear Ratio	yds./lb.	IPT
DW2S	8.1	5.1:1	190/14	21"
DW2H	8.1	6.4:1	190/14	28"
DW2S	8.1	7.1:1	190/14	31"
DW2XH	8.1	8.0:1	190/14	35"
SDW2SHL*	8.1	7.1:1	190/14	31"

\*Left hand retrieve.

### FEATURES:

- One-piece aluminum frame and handle sideplate
- Carbon fiber drag system
- Magnetic Control System (MCS)
- Audible click spool tension adjustment knob
- 11-bearing system, 10 Double-shielded stainless steel ball bearings and Zero-Reverse Bearing
- Machined forged aluminum spool
- Extended 95mm bowed aluminum handle with Lew's® custom EVA handle Knobs

### 11 Bearing System



## Performance—Right out of the Box!

Your Super Duty Wide Speed Spool® baitcast reel is designed for performance and functionality. From the way it conforms to your hand, to the way it reacts crisply and effortlessly to your command, you'll know the minute you grab onto the Super Duty Wide Speed Spool® that you've got a quality reel.

Your Super Duty Wide Speed Spool® reel exploits several new developments which will allow you to set yourself apart from the competition.

### One-piece Aluminum Frame

Your Super Duty Wide Speed Spool® reel utilizes a one-piece all aluminum frame. So you'll never have to worry about frame or gears twisting or torquing.

### Lightweight Machined Forged Aluminum Spool

*Machined Forged Aluminium Spool*

The spool on your Lew's® reel has been engineered to maximize casting distance. Double anodized to withstand oxidation and abrasion, this lightweight machined forged U shaped large capacity aluminum spool will allow you to propel your lure farther than the competition—and you'll have a great degree control with less standing between you and the fish.

### Zero-Reverse Bearing

The handle on your Super Duty Wide Speed Spool® will only rotate forward for rock solid hook setting power. When you release the handle it will hold its position because of the Zero-Reverse one way clutch bearing, never losing an inch on your catch; an invaluable property to have when you're pulling it in.

### Full-Release Magnetic Control System

Magnetic Control System **MCS**

In order to combat backlash your Super Duty Wide Speed Spool® reel is furnished with an externally adjustable, full-release magnetic braking system. As the spool accelerates it experiences magnetic resistance, which can be controlled with a dial on the palming sideplate. A full-release magnetic brake has the ability to be backed far enough away from the spool to completely negate any effect on the acceleration of the spool.



### Cast Control System

A second feature exists to prevent backlash, the Cast Control System. An adjustment knob is found next to the star drag. The function saddles the spool shaft with steady pressure in order to stabilize spool speed.

To calibrate the system reel your lure in until it rests on the tip of the rod, then tighten the knob until taut. Depress the thumb bar, and holding the rod horizontally loosen the knob slowly until the lure begins to descend. The spool should continue to spin after the lure contacts the ground, but should not complete more than one full rotation. If the spool does not continue to spin, the knob is too tight. If the spool completes more than one rotation, the knob is too loose. Repeat until you have achieved the desired results.

### Bowed 95MM Aluminum Handle

The 95mm bowed aluminum handle will give you all the cranking power you need. The Lew's® custom EVA handle knobs are an added bonus and will provide comfortable fit for all day fishing.



# SUPERDUTY WIDE SPEED SPOOL®

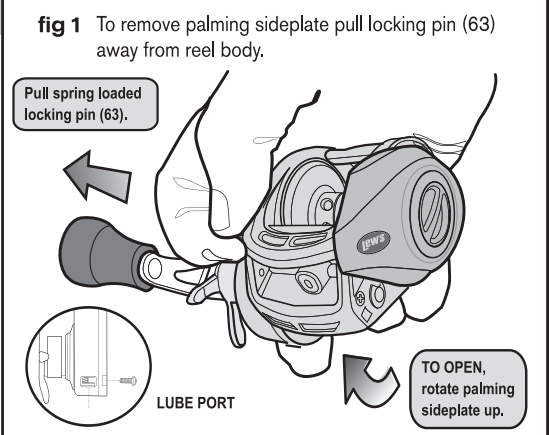
SDW2S, SDW2H, SDW2SH, SDW2XH

One Year Limited Warranty

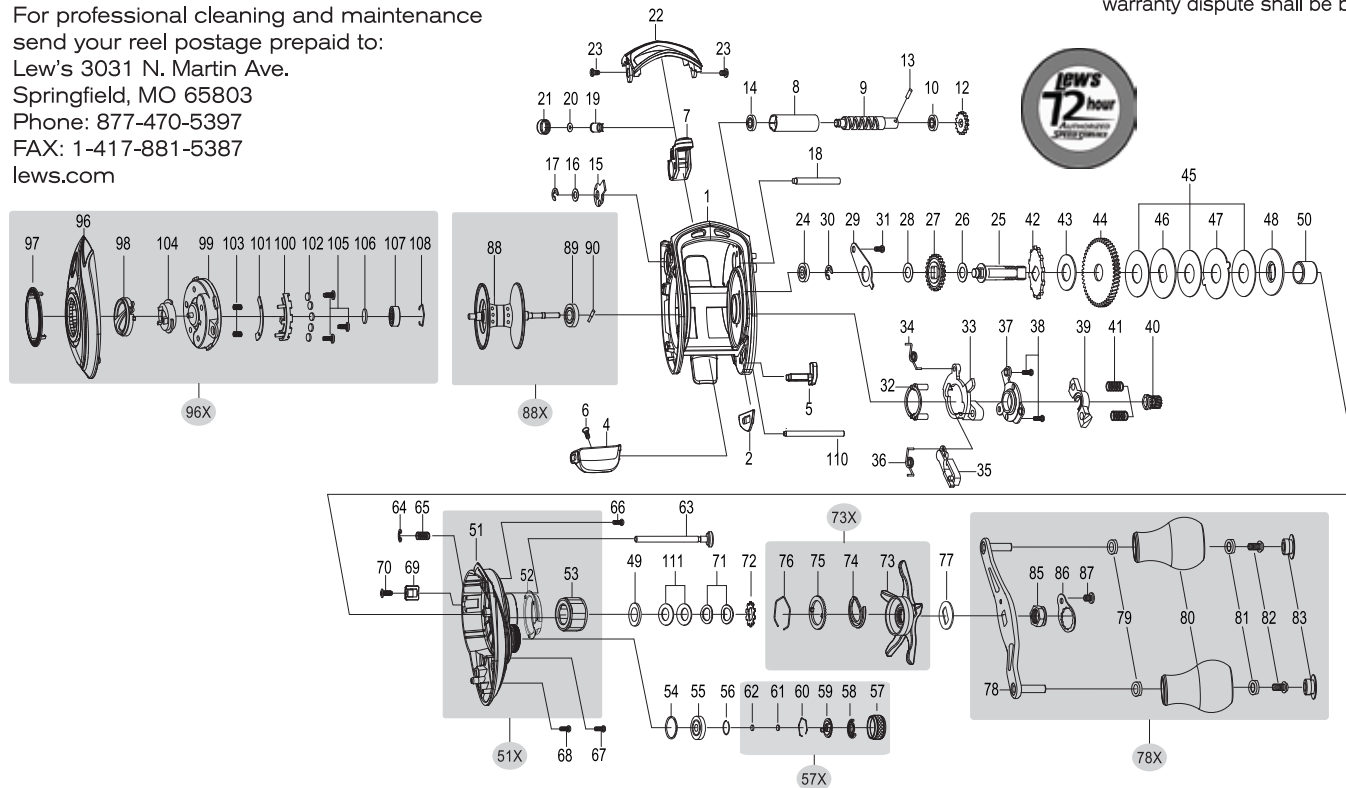
## Maintenance and Care

When applying lubricant to your Speed Spool® reel, avoid using multi-purpose oil. Use lightweight oils or greases made for fishing reels. Apply oil to all bearings, the crankshaft and the worm gear. Apply grease to the bushings, pinion gears, drive gears, and crank gears.

After usage, your reel should be inspected for dirt or sand and cleaned if excessive build-up is present. If your reel has come in contact with saltwater it is important to flush all parts with water, dry and re-lubricate your reel. Through diligent cleaning and maintenance your Lew's® reel will provide you with years of reliability and sound performance.



For professional cleaning and maintenance send your reel postage prepaid to:  
Lew's 3031 N. Martin Ave.  
Springfield, MO 65803  
Phone: 877-470-5397  
FAX: 1-417-881-5387  
lews.com



Lew's® warrants its products<sup>1</sup> to withstand normal<sup>2</sup> use for the purpose designed and intended when manufactured for a period of one (1) year from the original retail sale date to the original retail consumer. Lew's® will at its option repair or replace<sup>3</sup> Lew's® products when required for the warranty period and return<sup>4</sup> the product to the owner at no additional<sup>5</sup> cost to the owner.

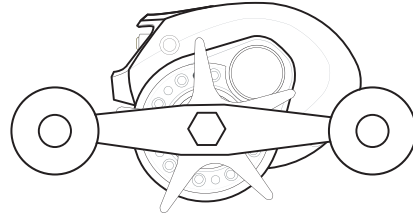
<sup>1</sup>Numerous products have been manufactured under variations of the Lew's® name and under the Lew's® Logo by multiple businesses over the past 50 years. This warranty is specifically for products manufactured on behalf of Lew's® of Springfield, Missouri USA since January 1, 2010. Lew's® products manufactured by or on behalf of other entities prior to January 1, 2010 are not covered by this warranty. In all circumstances, this Warranty is Limited in Value to the original retail value of the product and is limited to actual damage to the Lew's® product and only the Lew's® product. <sup>2</sup>Loss of a product, and loss/damage of a product or parts due to the attempted repair or servicing of a Lew's® product by any person or business other than Lew's® or Lew's® Authorized Warranty Service Agent, and damage caused by or resulting from abuse, misuse, lack of recommended maintenance, accident, acts of God, and shipping damages occurring in transit to Lew's® or Lew's® Authorized Agent are outside the scope of Lew's® Limited Warranty and will be repaired through Lew's® after warranty services at the expense of the consumer. <sup>3</sup>Any products replaced by Lew's® will be new or remanufactured by a Lew's® Authorized Agent with the same or next model upgrade product. <sup>4</sup>Lew's® will return warranted products to the consumer by reasonable means as determined by Lew's®, <sup>5</sup>Express or expedited services are the responsibility of the consumer as is sending the product to Lew's® or Lew's® Authorized Agent, for Warranty Service. Lew's® and Lew's® Service Agents as authorized by Lew's® are the sole agents authorized to repair or replace Lew's® products under the terms of this warranty. Only written changes by an officer of Lew's® can alter the terms or conditions of this warranty.

This warranty gives you specific legal rights including additional rights extended by some states which do not allow certain exclusions and limitations. Any action brought against Lew's® for the purpose of settling a warranty dispute shall be brought and litigated in the State of Missouri, County of Greene.

KEY #	PART NAME	KEY #	PART NAME	KEY #	PART NAME
1	FRAME	40	PINION GEAR	74	CLICKER
4	CLUTCH BAR	41	PINION YOKE SPRING (2)	75	CLICK PLATE
6	CLUTCH BAR SCREW	42	RATCHET	76	CLICK PLATE RETAINER
7	LEVELWIND ASSEMBLY	43	RATCHET WASHER	77	LEAF SPRING
8	PIPE	44	DRIVE GEAR	78	HANDLE
9	WORM SHAFT	45	DRAG WASHER (L-3)	78X	HANDLE ASSEMBLY
10	BALL BEARING	46	DRAG WASHER (D-1)	79	BUSHING
12	IDLER(S)	47	DRAG WASHER (A)	80	HANDLE KNOB
13	WORM SHAFT PIN	48	DRAG WASHER (D-2)	81	BALL BEARING (2)
15	WORM SHAFT BUSHING (B)	49	SLEEVE WASHER (OPTIONAL)	82	HANDLE KNOB SCREW
16	WORM SHAFT WASHER	50	SLEEVE	83	HANDLE KNOB CAP
17	E-RING	51	GEAR SIDEPLATE	85	HANDLE NUT
18	PILLAR	51X	GEAR SIDEPLATE ASSEMBLY	86	HANDLE NUT CAP
19	LEVELWIND PIN	53	ONE-WAY CLUTCH BEARING	87	SCREW
20	SPACER (OPTIONAL)	54	O-RING	88	SPOOL
21	LEVELWIND NUT	55	BALL BEARING	88X	SPOOL ASSEMBLY
22	FRONT COVER	56	BEARING RETAINER	89	BALL BEARING
23	FRONT COVER SCREW (2)	57	CAST CONTROL CAP	90	PIN
24	BALL BEARING	57X	CAST CONTROL CAP ASSEMBLY	96	PALMING SIDEPLATE
25	CRANK SHAFT	61	TENSION WASHER	96X	PALMING SIDEPLATE ASSEMBLY
26	IDLER (L) WASHER (A)	62	SPOOL SPACER (B)	97	PALMING SIDEPLATE TRIM
27	IDLER (L)	63	LOCKING PIN	98	CONTROL DIAL
28	IDLER(L) WASHER (B)	64	E-RING	99	SPOOL COVER
29	BEARING PLATE	65	LOCKING PIN SPRING	101	MAGNET HOLDER PLATE-F
30	E-RING	66	GEAR SIDEPLATE SCREW (A)	102	MAGNET (5)
31	BEARING PLATE SCREW	67	GEAR SIDEPLATE SCREW (B)	103	MAGNET HOLDER SPRING (2)
33	CLUTCH CAM	68	GEAR SIDEPLATE SCREW (C)	103	SLIDE CAM-F
34	CLUTCH SPRING	69	LUBE PORT	105	SPOOL COVER SCREW (3)
35	KICK LEVER	70	LUBE PROT SCREW	106	SPOOL SPACER-A
36	KICK LEVER SPRING	71	DRAG SPRING WASHER (A-2)	107	BALL BEARING
37	CLUTCH LINK	72	DRAG SPACER	108	BEARING RETAINER
38	CLUTCH LINK SCREW	73	STAR DRAG	124	SLIDE CAM-D
39	PINION YOKE	73X	STAR DRAG ASSEMBLY	125	CLICK SPRING

# LEW'S® SUPERDUTY WIDE SPEED SPOOL®

SDW2SHL



Speed Spool Baitcast reels are designed to be Lighter, *Faster* and **Stronger**

*Driven by innovation – Fueled with Passion*

**Feel the Difference!**

## SUPERDUTY WIDE SPEED SPOOL®

### Reel Specifications

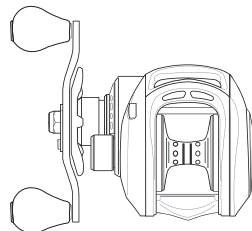
Model	Weight oz.	Gear Ratio	Line Capacity	
			yds./lb.	IPT
SDW2S	8.1	5.1:1	190/14	21"
DW2H	8.1	6.4:1	190/14	28"
DW2S	8.1	7.1:1	190/14	31"
DW2XH	8.1	8.0:1	190/14	35"
SDW2SHL*	8.1	7.1:1	190/14	31"

\*Left hand retrieve.

### FEATURES:

- One-piece aluminum frame and handle sideplate
- Carbon fiber drag system
- Magnetic Control System (MCS)
- Audible click spool tension adjustment knob
- 11-bearing system, 10 Double-shielded stainless steel ball bearings and Zero-Reverse Bearing
- Machined forged aluminum spool
- Extended 95mm bowed aluminum handle with Lew's® custom EVA handle Knobs

### 11 Bearing System



## Performance—Right out of the Box!

Your Super Duty Wide Speed Spool® baitcast reel is designed for performance and functionality. From the way it conforms to your hand, to the way it reacts crisply and effortlessly to your command, you'll know the minute you grab onto the Super Duty Wide Speed Spool® that you've got a quality reel.

Your Super Duty Wide Speed Spool® reel exploits several new developments which will allow you to set yourself apart from the competition.

### One-piece Aluminum Frame

Your Super Duty Wide Speed Spool® reel utilizes a one-piece all aluminum frame. So you'll never have to worry about frame or gears twisting or torquing.

### Lightweight Machined Forged Aluminum Spool

*Machined Forged Aluminium Spool* 

The spool on your Lew's® reel has been engineered to maximize casting distance. Double anodized to withstand oxidation and abrasion, this lightweight machined forged U shaped large capacity aluminum spool will allow you to propel your lure farther than the competition—and you'll have a great degree control with less standing between you and the fish.

### Zero-Reverse Bearing

The handle on your Super Duty Wide Speed Spool® will only rotate forward for rock solid hook setting power. When you release the handle it will hold its position because of the Zero-Reverse one way clutch bearing, never losing an inch on your catch; an invaluable property to have when you're pulling it in.

### Full-Release Magnetic Control System

*Magnetic Control System* **MCS**



In order to combat backlash your Super Duty Wide Speed Spool® reel is furnished with an externally adjustable, full-release magnetic braking system. As the spool accelerates it experiences magnetic resistance, which can be controlled with a dial on the palming sideplate. A full-release magnetic brake has the ability to be backed far enough away from the spool to completely negate any effect on the acceleration of the spool.

### Cast Control System

A second feature exists to prevent backlash, the Cast Control System. An adjustment knob is found next to the star drag. The function saddles the spool shaft with steady pressure in order to stabilize spool speed.

To calibrate the system reel your lure in until it rests on the tip of the rod, then tighten the knob until taut. Depress the thumb bar, and holding the rod horizontally loosen the knob slowly until the lure begins to descend. The spool should continue to spin after the lure contacts the ground, but should not complete more than one full rotation. If the spool does not continue to spin, the knob is too tight. If the spool completes more than one rotation, the knob is too loose. Repeat until you have achieved the desired results.

### Bowed 95MM Aluminum Handle

The 95mm bowed aluminum handle will give you all the cranking power you need. The Lew's® custom EVA handle knobs are an added bonus and will provide comfortable fit for all day fishing.





# SUPERDUTY WIDE SPEED SPOOL® SDW2SHL

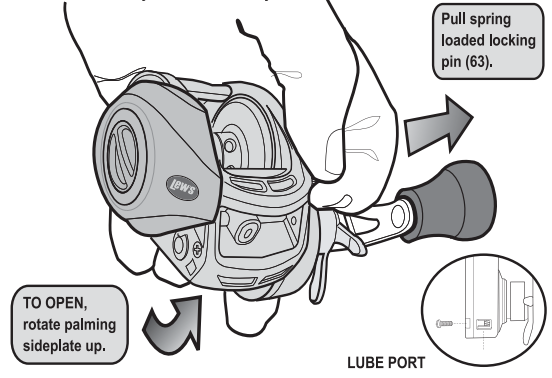
One Year Limited Warranty

## Maintenance and Care

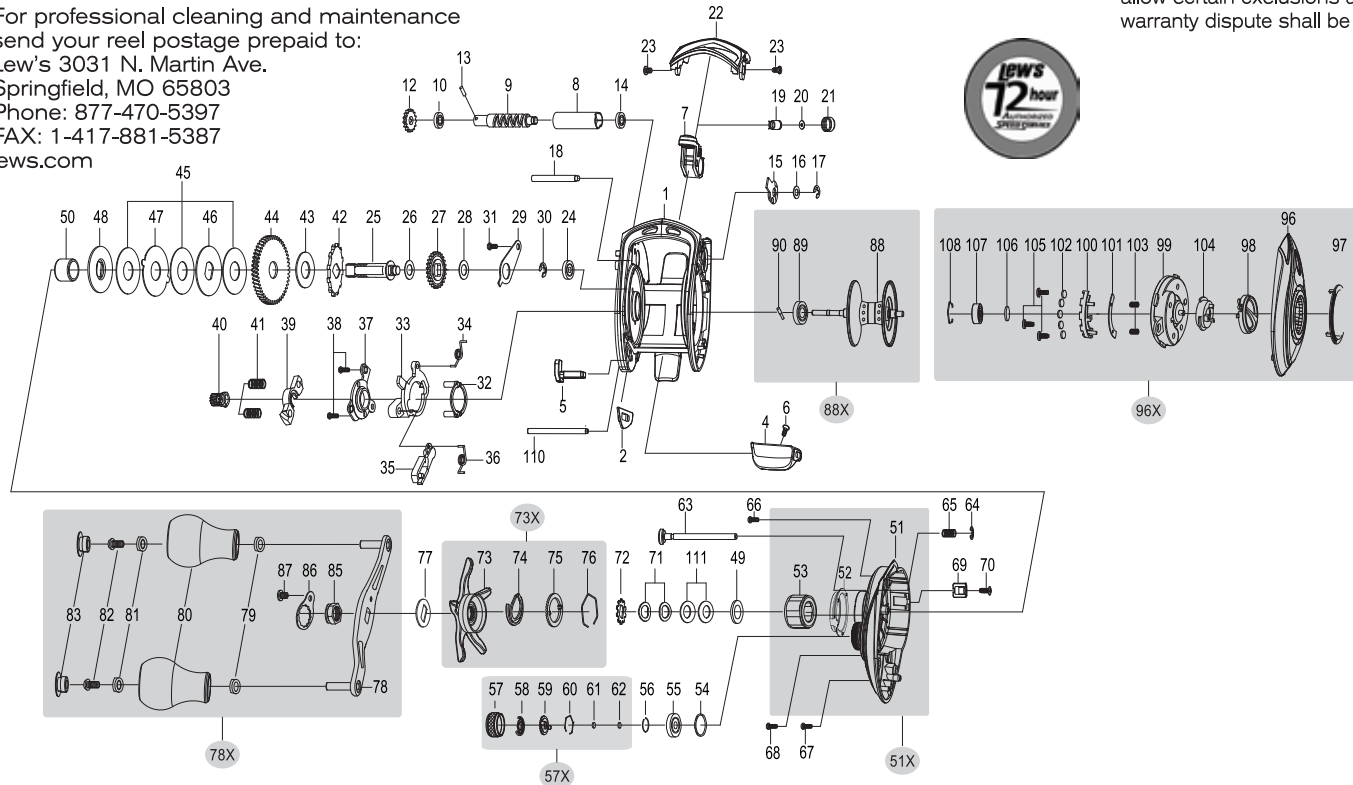
When applying lubricant to your Speed Spool® reel, avoid using multi-purpose oil. Use lightweight oils or greases made for fishing reels. Apply oil to all bearings, the crankshaft and the worm gear. Apply grease to the bushings, pinion gears, drive gears, and crank gears.

After usage, your reel should be inspected for dirt or sand and cleaned if excessive build-up is present. If your reel has come in contact with saltwater it is important to flush all parts with water, dry and re-lubricate your reel. Through diligent cleaning and maintenance your Lew's® reel will provide you with years of reliability and sound performance.

**fig 1** To remove palming sideplate pull locking pin (63) away from reel body.



For professional cleaning and maintenance send your reel postage prepaid to:  
Lew's 3031 N. Martin Ave.  
Springfield, MO 65803  
Phone: 877-470-5397  
FAX: 1-417-881-5387  
lews.com



Lew's® Warrants its products<sup>1</sup> to withstand normal<sup>2</sup> use for the purpose designed and intended when manufactured for a period of one (1) year from the original retail sale date to the original retail consumer. Lew's® will at its option repair or replace<sup>3</sup> Lew's® products when required for the warranty period and return<sup>4</sup> the product to the owner at no additional<sup>5</sup> cost to the owner.

<sup>1</sup>Numerous products have been manufactured under variations of the Lew's® name and under the Lew's® Logo by multiple businesses over the past 50 years. This warranty is specifically for products manufactured on behalf of Lew's® of Springfield, Missouri USA since January 1, 2010. Lew's® products manufactured by or on behalf of other entities prior to January 1, 2010 are not covered by this warranty. In all circumstances, this Warranty is Limited in Value to the original retail value of the product and is limited to actual damage to the Lew's® product and only the Lew's® product. <sup>2</sup>Loss of a product, and loss/damage of a product or parts due to the attempted repair or servicing of a Lew's® product by any person or business other than Lew's® or Lew's® Authorized Warranty Service Agent, and damage caused by or resulting from abuse, misuse, lack of recommended maintenance, accident, acts of God, and shipping damages occurring in transit to Lew's® or Lew's® Authorized Agent are outside the scope of Lew's® Limited Warranty and will be repaired through Lew's® after warranty services at the expense of the consumer. <sup>3</sup>Any products replaced by Lew's® will be new or remanufactured by a Lew's® Authorized Agent with the same or next model upgrade product. <sup>4</sup>Lew's® will return warranted products to the consumer by reasonable means as determined by Lew's®, <sup>5</sup>Express or expedited services are the responsibility of the consumer as is sending the product to Lew's® or Lew's® Authorized Agent, for Warranty Service. Lew's® and Lew's® Service Agents as authorized by Lew's® are the sole agents authorized to repair or replace Lew's® products under the terms of this warranty. Only written changes by an officer of Lew's® can alter the terms or conditions of this warranty.

This warranty gives you specific legal rights including additional rights extended by some states which do not allow certain exclusions and limitations. Any action brought against Lew's® for the purpose of settling a warranty dispute shall be brought and litigated in the State of Missouri, County of Greene.

KEY #	PART NAME	KEY #	PART NAME	KEY #	PART NAME
1	FRAME	40	PINION GEAR	74	CLICKER
4	CLUTCH BAR	41	PINION YOKE SPRING (2)	75	CLICK PLATE
6	CLUTCH BAR SCREW	42	RATCHET	76	CLICK PLATE RETAINER
7	LEVELWIND ASSEMBLY	43	RATCHET WASHER	77	LEAF SPRING
8	PIPE	44	DRIVE GEAR	78	HANDLE
9	WORM SHAFT	45	DRAG WASHER (L-3)	78X	HANDLE ASSEMBLY
10	BALL BEARING	46	DRAG WASHER (D-1)	79	BUSHING
12	IDLER(S)	47	DRAG WASHER (A)	80	HANDLE KNOB
13	WORM SHAFT PIN	48	DRAG WASHER (D-2)	81	BALL BEARING (2)
15	WORM SHAFT BUSHING (B)	49	SLEEVE WASHER (OPTIONAL)	82	HANDLE KNOB SCREW
16	WORM SHAFT WASHER	50	SLEEVE	83	HANDLE KNOB CAP
17	E-RING	51	GEAR SIDEPLATE	85	HANDLE NUT
18	PILLAR	51X	GEAR SIDEPLATE ASSEMBLY	86	HANDLE NUT CAP
19	LEVELWIND PIN	53	ONE-WAY CLUTCH BEARING	87	SCREW
20	SPACER (OPTIONAL)	54	O-RING	88	SPOOL
21	LEVELWIND NUT	55	BALL BEARING	88X	SPOOL ASSEMBLY
22	FRONT COVER	56	BEARING RETAINER	89	BALL BEARING
23	FRONT COVER SCREW (2)	57	CAST CONTROL CAP	90	PIN
24	BALL BEARING	57X	CAST CONTROL CAP ASSEMBLY	96	PALMING SIDEPLATE
25	CRANK SHAFT	61	TENSION WASHER	96X	PALMING SIDEPLATE ASSEMBLY
26	IDLER (L) WASHER (A)	62	SPOOL SPACER (B)	97	PALMING SIDEPLATE TRIM
27	IDLER (L)	63	LOCKING PIN	98	CONTROL DIAL
28	IDLER(L) WASHER (B)	64	E-RING	99	SPOOL COVER
29	BEARING PLATE	65	LOCKING PIN SPRING	101	MAGNET HOLDER PLATE-F
30	E-RING	66	GEAR SIDEPLATE SCREW (A)	102	MAGNET (5)
31	BEARING PLATE SCREW	67	GEAR SIDEPLATE SCREW (B)	103	MAGNET HOLDER SPRING (2)
33	CLUTCH CAM	68	GEAR SIDEPLATE SCREW (C)	103	SLIDE CAM-F
34	CLUTCH SPRING	69	LUBE PORT	105	SPOOL COVER SCREW (3)
35	KICK LEVER	70	LUBE PROT SCREW	106	SPOOL SPACER-A
36	KICK LEVER SPRING	71	DRAG SPRING WASHER (A-2)	107	BALL BEARING
37	CLUTCH LINK	72	DRAG SPACER	108	BEARING RETAINER
38	CLUTCH LINK SCREW	73	STAR DRAG	124	SLIDE CAM-D
39	PINION YOKE	73X	STAR DRAG ASSEMBLY	125	CLICK SPRING